

VIA WEB BANKING

- From Login Page, select Legacy Users – Activation Code Generation / Enroll / Activate



Welcome to Infinity

Username:

Password:

Remember Me ☒

Can't Sign In?

Sign In

Legacy Users - Activation Code Generation/ Enroll/ Activate

- Select “Enroll now”



Select the option you want to go!



Enroll now



Select enroll now to create your digital banking profile

or



Activate your profile



Select this option if you have received your username & activation code from the bank

or



Legacy Users - Activation Code Generation



Select this Option for Legacy Users

- Fill in the information on the screen and press “Continue”



Please verify your information before we proceed.

First Name

Last Name

Date of Birth

Local ID

or

Passport Number

v33sk

Continue

- Select “Proceed”



Welcome!

Thank you. In case the data entered matches our records, you will receive a validation code via SMS in your registered mobile number to proceed to the next step.

Proceed

- Enter the mobile number and the validation code sent to the registered mobile number. Then accept Terms & Conditions and select “Continue”



Validate your profile

Please confirm your Registered Mobile Number and Validation Code

Mobile Number

Enter Validation Code

☐ I accept the Terms & Conditions

Continue

Resend Code

- After successful enrollment, activate your profile by following the instructions in the email sent to you.



Success! We have found you

Successful enrollment validation step. Please allow a moment for us to create your Online Banking Experience. Please check your email for further instructions.

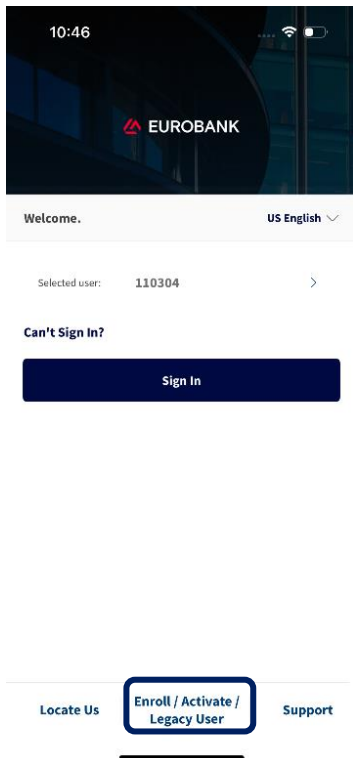
Activate your Profile

or

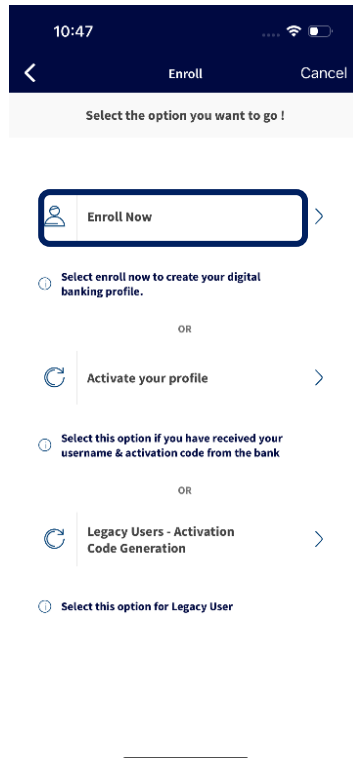
Activate Later

VIA MOBILE BANKING

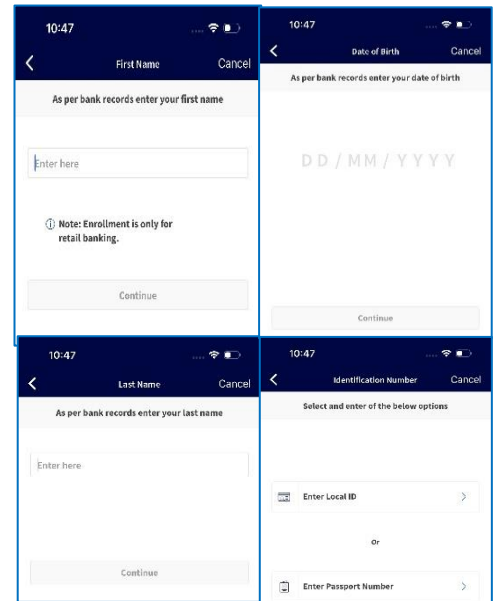
- From the Mobile Banking app, select “Enroll / Activate / Legacy User”



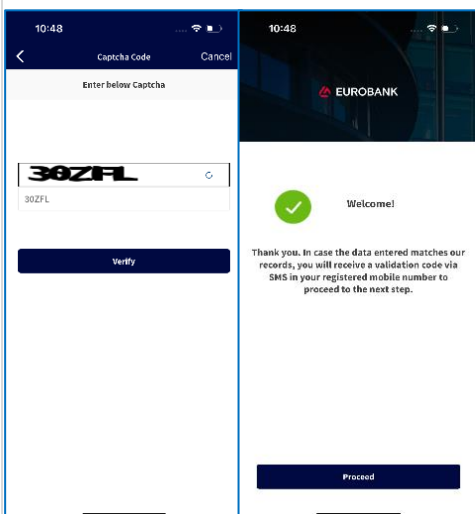
- Select “Enroll now”



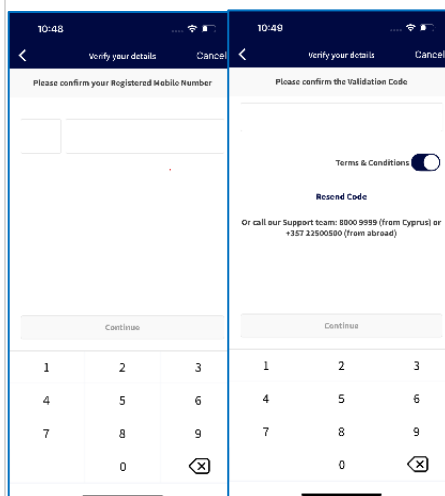
- Fill in the information on the screen and press “Continue” on each step



- Enter the “Captcha Code”, press “Verify” and then select “Proceed”



- Confirm your Registered Mobile Number and the validation received to that mobile number and proceed with “Continue” after accepting the Terms & Conditions



- After successful enrollment, activate your profile by following the instructions in the email sent to you.

