

HOW TO REGISTER IN ORDER TO BE ABLE TO RECEIVE FUNDS USING VISA⁺

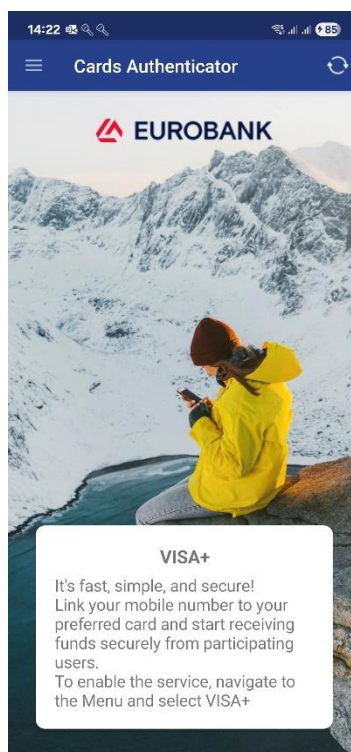
In order to participate to Visa⁺, you need to be registered to the “Eurobank Cy Cards Authentication” app and have an active personal Eurobank VISA card.

Information on how to seamlessly download and register to the “Eurobank Cy Cards Authentication” app, for Android and iPhone can be found in Eurobank Limited’ website in the 3Ds section, located under Product & Services → Cards tab. For this purpose, ensure that you have an active WiFi/Cellular internet connection.

Only personal cards can be registered in Visa⁺. Corporate cards cannot participate.

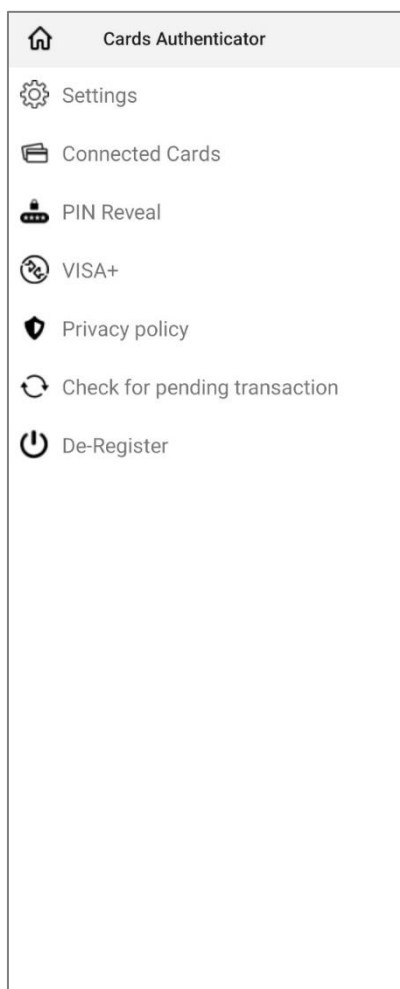
FIRST STEP

- ✓ Log in to the "Eurobank Cy Cards Authentication" application.
- ✓ On the main page, a message Visa⁺ will appear, with a brief description of the service. If the message does not appear, please visit the App Store or Google Play, search for the application and install any available updates.
- ✓ In case you have not registered your personal card in the "Eurobank Cy Cards Authentication" application, please visit the Bank's website (section Products & Services → Cards → 3DS) and follow the registration instructions.



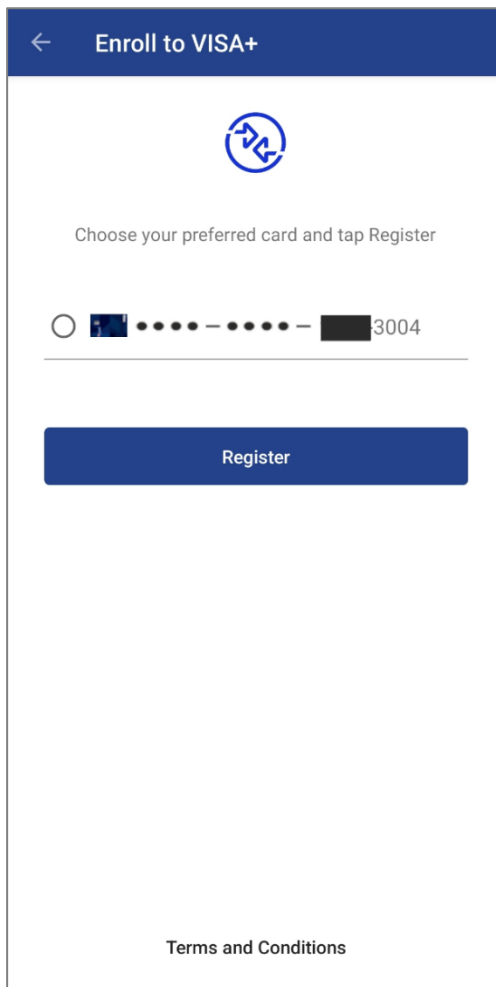
SECOND STEP

- ✓ With your access to the "Eurobank Cy Cards Authentication" application, click on the three parallel lines in the upper left corner to enter the main menu of the application.
- ✓ From the option presented, select Visa+.




THIRD STEP


- ✓ By selecting Visa+, a relevant window for registration to Visa+ will appear.
- ✓ Select the **personal** card where you wish to register as preferred. Only one card can be selected. Any receivable funds will be credited to the linked account with this card.
- ✓ Click "Register" to record your above selection.



← Enroll to VISA+



Choose your preferred card and tap Register


☐  3004


Register

[Terms and Conditions](#)

FOURTH STEP

- ✓ By selecting "Register", a message "Information Provision Consent" will appear on the screen asking you to accept or reject Visa+ "Terms and Conditions" of use. Before any selection, ensure you click on the "Terms and Conditions" section at the bottom of the screen and review them in detail.
- ✓ Select "Confirm" if you agree and accept the Visa+ "Terms and Conditions" of use.
- ✓ Select "Cancel" if you do not accept the Visa+ "Terms and Conditions" of use. In this case, your registration to Visa+ is not possible and the registration process stops.

 **Enroll to VISA+**



Information Provision Consent

By selecting "Confirm", you agree that Eurobank Cyprus can disclose your card details, mobile telephone number and name/surname to Visa and VISA+ service subscribers. Also, you agree that by disclosing the above information may in some cases reveal to other VISA+ subscribers that you are a client of Eurobank Cyprus.

Your name will be shown as A [REDACTED] on sender's screen.

Confirm

Cancel


Terms and Conditions


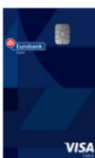
FIFTH STEP

- ✓ By selecting "Confirm" and accepting the Visa+ "Terms and Conditions" of use, you have registered with Visa+. Your personal card will be successfully linked to Visa+, and you will be ready to receive funds directly to the account linked to that card.
- ✓ In case you wish to change your preferred personal card, please select "Deregister" and repeat the process.
- ✓ If you change the mobile phone number linked with your preferred card, after Bank is being informed, the existing procedures will be followed and Visa+ will be automatically updated the next day.

Note:

Please ensure that you haven't registered for the Visa+ with another institution after signing up with Eurobank Limited, as your preferred card will be updated to reflect the most recent registration. Thus, any funds received will be credited to the account associated with the latest registration. If you're uncertain which card is currently registered as preferred, it's recommended to de-register from the service and re-register before receiving any funds.

 **Enroll to VISA+**

You have successfully registered.
Receiving money now becomes easier with your
payment credentials.

Payment Credential Summary:

- Card number: [REDACTED]3004
- Phone number: 35799[REDACTED]
- Displayed name: AI[REDACTED]

Deregister

[Terms and Conditions](#)